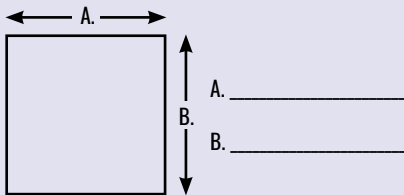


## ORDER & SHIPPING INFORMATION

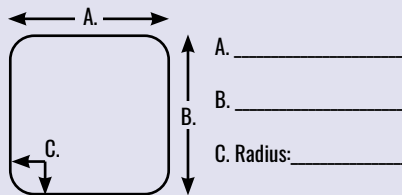
Date:	PO:	Address:	
Dealer:			
Tel:	Fax:	City:	
Tag Name:		Prov:	Postal Code:
Spa Mfg:		Contact:	
Spa Model & Year:		Tel:	

## HOT TUB SHAPE

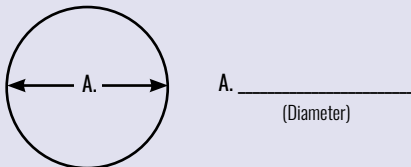
### SQUARE



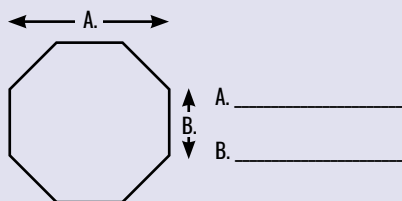
### SQUARE (ROUND CORNER)



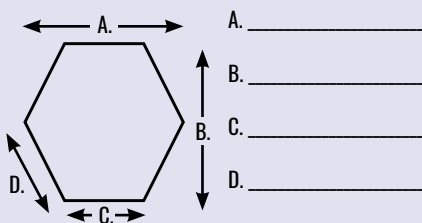
### ROUND



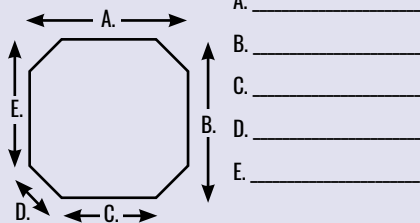
### OCTAGON



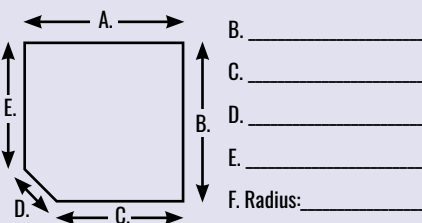
### HEXAGON



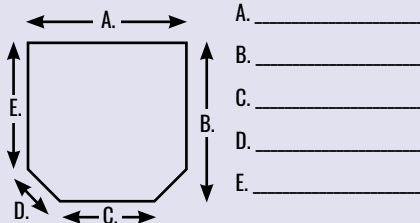
### STRETCHED OCTAGON



### ONE CUT CORNER



### TWO CUT CORNERS



## SPECS

### TAPER

- 3"- 2"                       4"- 3"  
 5"- 4"

### COLOUR

- |                                     |                                      |                                   |
|-------------------------------------|--------------------------------------|-----------------------------------|
| <input type="radio"/> Almond        | <input type="radio"/> Amb. Blue      | <input type="radio"/> Ash Grey    |
| <input type="radio"/> Black         | <input type="radio"/> Brown          | <input type="radio"/> Burgundy    |
| <input type="radio"/> Charcoal Grey | <input type="radio"/> Chestnut       | <input type="radio"/> Desert Sand |
| <input type="radio"/> Hunter Green  | <input type="radio"/> Light Grey     | <input type="radio"/> Navy        |
| <input type="radio"/> PT Black      | <input type="radio"/> PT Charcoal    | <input type="radio"/> PT Chestnut |
| <input type="radio"/> PT Green      | <input type="radio"/> PT Navy        | <input type="radio"/> Sky Blue    |
| <input type="radio"/> Spa Grey      | <input type="radio"/> Spa Reflective | <input type="radio"/> Tan         |
| <input type="radio"/> Teal          | <input type="radio"/> White          | <input type="radio"/> Yew Green   |

### FOLD

- Bi-Fold                       Tri-Fold  
 Quad-Fold

### SKIRT

- Skirt up to 4"                       Skirt 4" to 10"

### TIE DOWNS

- 2 Ties                       4 Ties  
 8 Ties                       Extra Ties Qty: \_\_\_\_\_

### OPTIONS

- |   |                                       |
|---|---------------------------------------|
| <input type="radio"/> 2 lb Foam Upgrade     | <input type="radio"/> 2 Extra Handles |
| <input type="radio"/> 6 mil. Vapour Barrier | <input type="radio"/> 4 Extra Handles |
| <input type="radio"/> Hinge Insulation      | <input type="radio"/> Speaker Hoods   |
| <input type="radio"/> Hinge Flap            |                                       |

### PARTS & ACCESSORIES

- Cover Lifter                       8 x 8 Floating Blanket

**IMPORTANT!** PLEASE USE OUTSIDE SPA LIP DIMENSIONS & DRAW A LINE TO INDICATE THE FOLD DIRECTION

## RADIUS SHEET

PLEASE USE THIS SHEET TO DETERMINE THE RADIUS OF A ROUNDED CORNER. THE EASIEST WAY IS TO CREATE A STENCIL OF THE CORNER, AND THEN MATCH THAT STENCIL TO THIS SHEET.

